



GOVERNMENT OF MEGHALAYA
DIRECTORATE OF ECONOMICS & STATISTICS
STATE LEVEL CROP STATISTICS REPORT ON VEGETABLES CROPS, 2015-16
(DISTRICT WISE BREAK-UP REPORT)


A = Area in hectares P = Production in M.T Y = Average yield in kgs/hectare

Sl. No.	Name Of Crops		Ri-Bhoi		East Khasi Hills		West Khasi Hills		South West Khasi Hill		East Jaintia Hills		West Jaintia Hills		East Garo Hills		North Garo Hills		West Garo Hills		South West Garo Hills		South Garo Hills		Meghalaya		Variation Increase (+) Decrease (-)	Percentage of Variation	Remarks		
			(Appvd.)		(Appvd.)		(Appvd.)		(Appvd.)		(Appvd.)		(Appvd.)		(Appvd.)		(Appvd.)		(Appvd.)		(Appvd.)		(Appvd.)		(Appvd.)					(Appvd.)	
			2014-15	2015-16	2014-15	2015-16	2014-15	2015-16	2014-15	2015-16	2014-15	2015-16	2014-15	2015-16	2014-15	2015-16	2014-15	2015-16	2014-15	2015-16	2014-15	2015-16	2014-15	2015-16	2014-15	2015-16				2014-15	2015-16
1	2	3	4	5	6	7	8	9	10	11	12	13	14	15	16	17	18	19	20	21	22	23	24	25	26	27	28	29	30		
1	Beetroot	A	27	28	168	169	21	22	7	8	3	4	16	16	119	121			80	84	31	33	49	51	521	536	15	2.8%			
		P	268	288	2829	2849	185	203	63	74	28	39	172	186	2127	2169			1478	1534	496	519	778	802	8424	8663	239	2.8%			
		Y	9926	10286	16839	16858	8810	9227	9000	9737	9333	9750	10750	11625	17874	17926			18475	18262	16000	15727	15878	15725	16169	16174	5	0.0%			
2	Cabbage	A	58	59	1047	1058	74	80	25	26	28	30	96	100	131	135	67	68	161	165	87	88	75	87	1849	1896	47	2.5%			
		P	1165	1201	28463	28953	988	1084	311	335	297	322	1013	1080	2960	3164	1662	1709	1763	1880	881	928	767	912	40270	41568	1298	3.2%			
		Y	20086	20356	27185	27366	13351	13550	12440	12885	10607	10733	10552	10800	22595	23437	24806	25132	10950	11394	10126	10545	10227	10483	21779	21924	145	0.7%			
3	Cauliflower	A	34	39	607	608	36	41	16	17	3	3	55	53	74	79	53	57	169	173	61	62	77	87	1185	1219	34	2.9%			
		P	169	222	14279	14287	591	686	212	230	30	31	693	701	742	798	489	540	1420	1584	502	517	767	878	19894	20474	580	2.9%			
		Y	4971	5692	23524	23506	16417	16732	13503	13529	10000	10333	12600	13226	10027	10101	9226	9474	8402	9156	8230	8339	9961	10092	16792	16798	6	0.0%			
4	Radish	A	33	35	884	886	42	43	12	13	7	8	69	70	94	95	74	75	161	162	60	61	69	71	1505	1518	13	0.8%			
		P	322	349	21356	21361	614	629	176	188	29	38	720	743	1348	1386	694	706	2291	2009	887	901	732	758	29169	29068	-101	-0.3%			
		Y	9758	9971	24158	24123	14619	14628	14667	14921	4143	4750	10435	10614	14340	14589	9378	9413	14230	12401	14783	14893	10609	10676	19381	19154	-227	-1.2%			
5	Tomato	A	206	208	506	509	42	50			14	14	897	898	92	96	64	65	158	163	43	54	81	89	2103	2146	43	2.0%			
		P	3172	3234	8211	8303	608	719			200	215	13952	14034	1068	1153	582	597	2781	2992	759	987	1596	1781	32929	34015	1086	3.3%			
		Y	15398	15548	16227	16312	14476	14380			14286	15357	15554	15628	11609	12010	9094	9185	17601	18356	17651	18278	19704	20011	15658	15850	192	1.2%			
6	Carrot	A	51	52	817	817	43	44	5	5	3	4	50	51	54	55	26	27	88	89	35	36	38	40	1210	1219	9	0.8%			
		P	411	427	17513	17448	593	604	54	58	20	28	591	610	725	741	260	271	1247	1265	596	616	361	391	22371	22459	88	0.4%			
		Y	8059	8212	21436	21369	13791	13853	10800	11600	6667	7000	11820	11961	13426	13473	10000	10037	14170	14213	17029	17111	9500	9775	18488	18423	-66	-0.4%			
7	Cucumber	A	91	96	77	81	37	43	18	19	3	4	21	25	34	35	65	67	85	92	14	18	84	87	529	567	38	7.1%			
		P	618	671	961	1036	265	294	26	33	12	16	92	113	265	276	650	687	788	876	128	160	431	462	4236	4624	388	9.2%			
		Y	6791	6990	12481	12790	7162	6837	1444	1737	4000	4571	4381	4520	7794	7886	10000	10254	9271	9522	9143	8889	5131	5310	8008	8162	155	1.9%			
8	Capsicum	A	97	99	98	100	45	46	7	8			25	26	25	27	84	86	92	94			67	68	540	554	14	2.6%			
		P	679	707	909	934	235	244	29	35			124	129	197	214	872	902	807	820			321	332	4173	4317	144	3.5%			
		Y	7000	7141	9276	9340	5222	5304	4143	4375			4960	4962	7880	7926	10381	10488	8772	8723			4791	4882	7728	7792	65	0.8%			
9	Coriander (Leaves)	A			38	39	28	29	5	6	3	4	27	27	8	9	40	41	198	199	39	39	57	58	443	451	8	1.8%			
		P			83	86	98	103	12	14	12	16	67	68	19	22	124	132	542	566	104	110	517	529	1578	1646	69	4.3%			
		Y			2184	2205	3500	3552	2300	2333	4000	4000	2481	2519	2375	2444	3100	3220	2737	2844	2667	2821	9070	9121	3561	3650	89	2.5%			
10	Beans	A	59	66	197	202	60	67	10	8	16	16	234	238	12	12	85	92	124	128	46	45	71	76	914	950	36	3.9%			
		P	530	593	1387	1479	441	499	72	55	77	81	1171	1216	68	64	496	539	1224	1297	454	459	381	417	6301	6699	398	6.3%			
		Y	8983	8985	7041	7322	7350	7448	7200	6875	4813	5063	5004	5109	5667	5333	5835	5859	9871	10133	9870	10200	5366	5487	6894	7052	158	2.3%			
11	Brinjal	A	36	43	53	60	25	28	4	5			28	31	194	195	327	331	177	182	46	48	102	112	992	1035	43	4.3%			
		P	268	331	931	1062	238	273	27	34			401	455	1937	1967	4338	4495	3342	3494	804	850	1243	1387	13529	14348	819	6.1%			
		Y	7444	7698	17566	17700	9520	9750	6750	6800			14321	14677	9985	10087	13266	13580	18881	19198	17478	17708	12186	12384	13638	13863	225	1.6%			
12	Ladies Finger	A	86	88	19	20							21	22	21	22	40	41	147	148	26	26	89	90	449	457	8	1.8%			
		P	687	709	139	149							51	57	161	169	398	402	1082	1103	172	176	661	672	3351	3437	86	2.6%			
		Y	7988	8057	7316	7450							2429	2591	7667	7682	9950	9805	7361	7453	6615	6769	7427	7467	7463	7521	58	0.8%			
13	Turnip	A	32	33	253	254	43	44	4	4			70	71	7	8	56	56	103	104	35	36	36	37	639	647	8	1.3%			
		P	217	225	3831	3848	652	669	53	55			502	512	46	55	481	486	1285	1305	386	405	356	368	7809	7928	119	1.5%			
		Y	6781	6818	15142	15150	15163	15205	13250	13750			7171	7211	6866	6875	8589	8679	12476	12548	11029	11250	9889	9946	12226	12253	27	0.2%			
14	Bottle	A	83	90	92	96	38	40	3	4	5	6	58	62	15	16	145	149	117	123	28	29	94	99	678	714	36	5.3%			

	Gourd	P	927	1016	1368	1457	506	546	35	51	32	44	642	690	79	90	893	949	2047	2169	432	449	1172	1257	8133	8718	585	7.2%
		Y	11169	11289	14870	15177	13316	13650	11667	12750	6400	7333	11069	11129	5267	5625	6159	6369	17496	17634	15429	15483	12468	12697	11996	12210	215	1.8%
15	Knol-Khol	A	23	24	56	57	22	23	6	7	3	4	17	18	10	11	43	44	105	106	28	29	26	27	339	350	11	3.2%
		P	197	212	861	876	297	306	49	59	34	47	274	291	124	131	671	687	1921	1969	438	454	357	376	5223	5408	185	3.5%
		Y	8565	8833	15375	15368	13500	13304	8167	8429	11333	12703	16118	16167	12784	11909	15605	15614	18295	18575	15643	15655	13731	13926	15421	15465	44	0.3%
		A	42	43	84	85	25	26	3	4	2	3	24	24	13	14	63	64	61	62	6	7	63	64	386	396	10	2.5%
16	Lettuce	P	197	204	701	713	169	172	21	26	16	23	115	117	44	51	224	233	139	144	16	19	264	269	1906	1971	65	3.4%
		Y	4690	4744	8345	8388	6760	6615	6176	6500	8000	7667	4792	4875	3385	3643	3556	3641	2279	2323	2667	2714	4190	4203	4933	4977	45	0.9%
17	Pumpkin	A	61	66	115	118	104	107	52	53	9	10	119	122	201	202	309	315	153	157	8	10	195	200	1326	1360	34	2.6%
		P	427	492	1612	1703	1822	1910	729	763	43	48	615	673	2131	2149	3658	3877	2186	2308	97	123	3562	3713	16882	17759	877	5.2%
		Y	7000	7455	14054	14432	17519	17850	14019	14396	4778	4800	5168	5516	10602	10639	11838	12308	14288	14701	12125	12300	18267	18565	12734	13058	324	2.5%
		A	51	52	62	63	43	43	11	12	9	10	54	54	14	15	82	83	33	35	11	13	55	56	425	436	11	2.5%
18	Mustard (Leave)	P	342	353	526	541	284	289	69	76	36	41	280	285	68	74	468	476	72	81	26	34	273	282	2444	2532	88	3.6%
		Y	6706	6788	8484	8587	6605	6721	6273	6333	4000	4100	5185	5278	4857	4933	5707	5735	2156	2314	2364	2615	4964	5036	5745	5807	62	1.1%
19	Onion	A	63	58	57	61	37	41	9	10			29	32	20	21	69	74	114	116	36	38	65	70	499	521	22	4.5%
		P	597	665	591	646	281	315	71	79			78	90	158	167	560	619	1021	1058	292	314	582	642	4231	4595	364	8.6%
		Y	9476	11466	10368	10521	7595	7683	7889	7900			2690	2813	7900	7952	8116	8365	8956	9121	8111	8263	8954	9171	8479	8813	334	3.9%
		A	66	68	86	89	49	50	13	14			68	69	23	24	83	86	74	78	17	19	101	108	580	605	25	4.3%
20	Bitter Gourd	P	620	652	849	895	394	409	94	103			531	548	201	218	760	806	911	978	220	251	928	1003	5508	5863	355	6.4%
		Y	9394	9560	9872	10056	8041	8180	7231	7357			7809	7977	8739	9083	9157	9329	12278	12538	12941	13422	9188	9287	9493	9691	198	2.1%
21	Teasle Gourd	A	51	52	45	46	36	37	9	10			41	42	19	20	54	55	81	82	13	14	127	128	476	486	10	2.1%
		P	357	370	412	426	316	326	72	81			319	331	203	214	642	658	668	685	79	88	1629	1649	4697	4828	131	2.8%
		Y	7000	7115	9156	9261	8778	8811	8000	8100			7780	7881	10684	10700	11889	11964	8247	8354	6077	6286	12827	12883	9868	9934	67	0.7%
		A	88	90	99	100	47	48	9	10			54	55	24	25	101	102	112	113	25	26	131	132	690	701	11	1.6%
22	Ridge Gourd	P	974	997	1109	1123	495	508	95	106			602	618	261	273	1237	1259	1627	1640	312	330	1528	1551	8240	8405	165	2.0%
		Y	11068	11078	11202	11230	10532	10583	10556	11042			11148	11277	10875	10920	12248	12343	14527	14462	12480	12692	11664	11723	11942	11988	46	0.4%
23	Broccoli	A	65	68	61	62									4	5	20	21	48	50					198	206	8	4.0%
		P	528	554	528	543									51	64	297	317	475	507					1879	1985	106	5.6%
		Y	8123	8147	8656	8758									12750	12800	14850	15095	9896	10140					9490	9636	146	1.5%
		A	1403	1457	5521	5579	897	952	228	242	108	119	2073	2106	1207	1242	1950	1999	2642	2705	695	730	1752	1837	18476	18969	493	2.7%
24	Total Vegetables	P	13672	14472	109449	110718	10072	10788	2270	2455	866	989	23005	23547	14983	15609	20456	21347	31117	32264	8081	8690	19206	20431	253177	261310	8134	3.2%
		Y	9745	9931	19825	19845	11229	11337	9950	10153	8019	8297	11097	11184	12409	12568	10490	10677	11780	11926	11627	11901	10962	11120	13703	13776	73	0.5%


 Chairman,
 State Level Crop Report Committee
 Commissioner & Secretary, Agriculture Department
 Meghalaya, Shillong


 Member Secretary
 Director,
 Economics & Statistics,
 Meghalaya, Shillong


 Member
 Director of Agriculture,
 Meghalaya, Shillong


 Member
 Director of Horticulture
 Meghalaya, Shillong